Multiple District 8

As of October 2026 Cumulative

Year	New Clubs	Dropped Clubs	Gain/ Loss Clubs	New Members	Charter Members	Reinstate Members	Transfer Members	Total Member Added	Total Members Dropped	Gain/ Loss Members
2022-2023	1	3	-2	362	28	31	12	433	418	15
2023-2024	3	4	-1	422	51	20	15	508	439	69
2024-2025	0	7	-7	341	1	65	8	415	556	-141
2025-2026	3	1	2	374	178	29	24	605	446	159
2026-2027	0	1	-1	112	0	15	6	133	173	-40
Average	**1**	**3**	**-2**	**322**	**52**	**32**	**13**	**419**	**406**	**12**

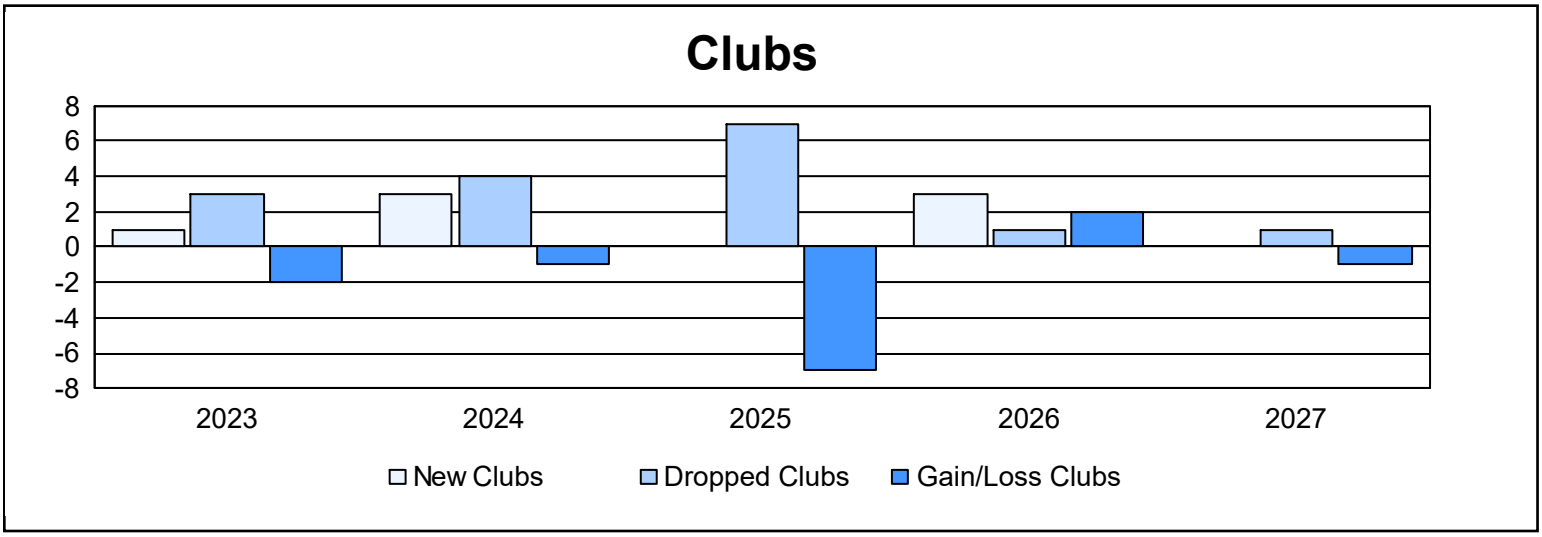

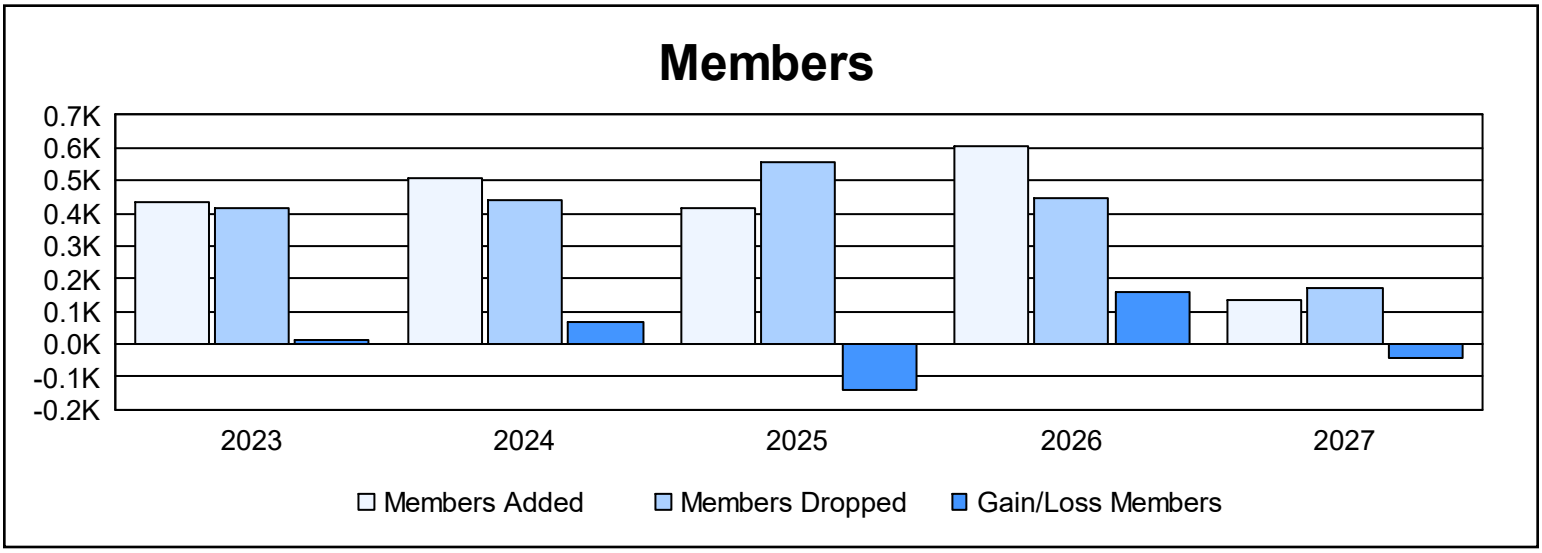

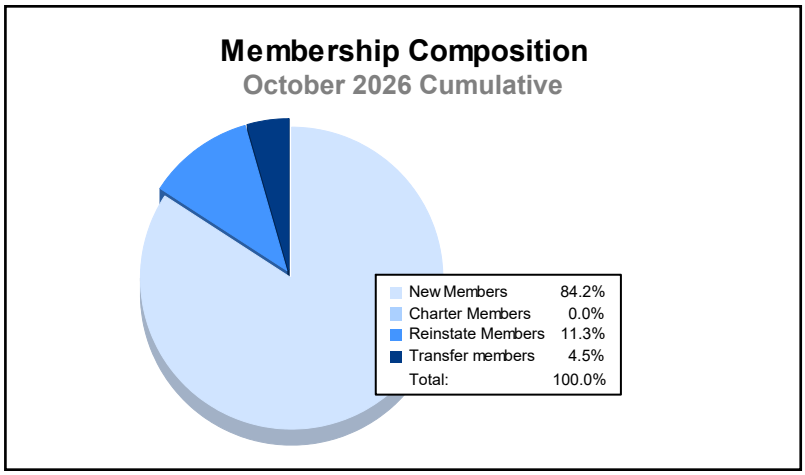
Membership Composition
October 2026 Cumulative
New Members 84.2%
Charter Members 0.0%
Reinstate Members 11.3%
Transfer members 4.5%
Total: 100.0%

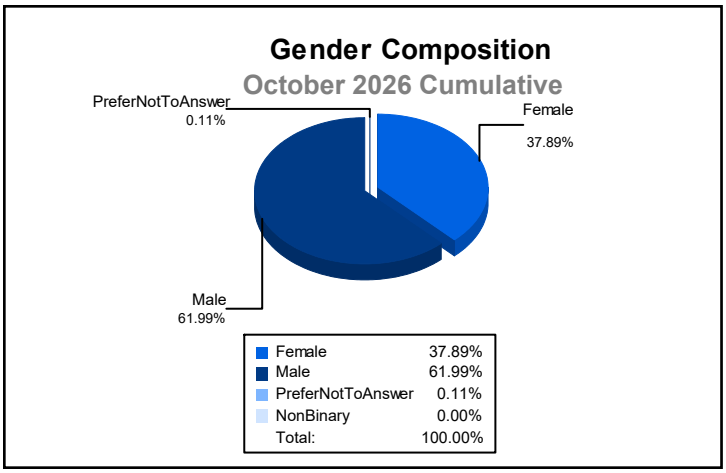
Gender Composition
October 2026 Cumulative
PreferNotToAnswer
0.11%
Female
37.89%
Male
61.99%
Female 37.89%
Male 61.99%
PreferNotToAnswer 0.11%
NonBinary 0.00%
Total: 100.00%